




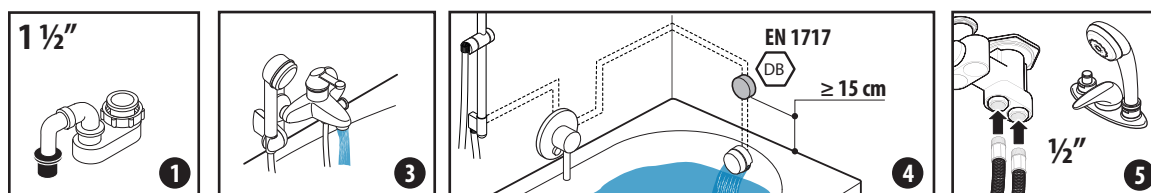
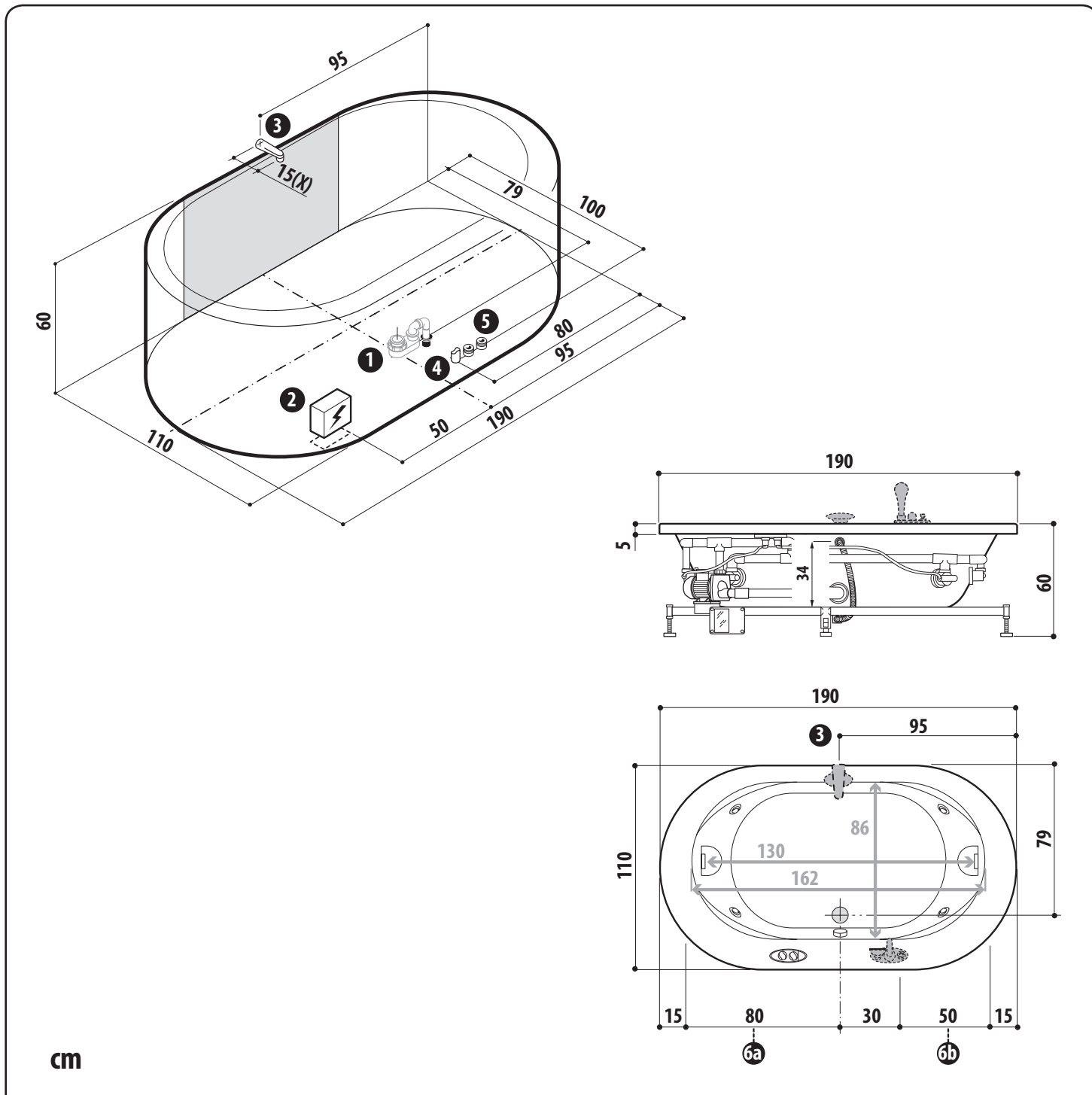
 ~ 290 ℓ	 ~ 220 ℓ	 220-240V 50/60 Hz 6 A 1,2 kW	 206x125x94 cm ~115 kg	 ~ 74 kg	 ~ 199 kg/m ²
---------------------------------------------------------------------------------------------	----------------------------------------------------------------------------------------------	----------------------------------------------------------------------------------------------------------------------------	------------------------------------------------------------------------------------------------------------	-----------------------------------------------------------------------------------------------	----------------------------------------------------------------------------------------------------------------

Opalia



ALLEGARE IL TESTO DI PREINSTALLAZIONE - ADD TO THIS SHEET THE PREINSTALLATION INSTRUCTIONS - FICHE À ASSOCIER AU TEXT DE PRE-INSTALLATION
DIESES DATENBLATT MUSS VOM VORINSTALLATIONS TEXT - FICHA A UNIRSE AL TEXTO DE PREINSTALACIÓN - ПРИЛОЖИТЬ К ПРЕДВАРИТЕЛЬНОЙ ТЕКСТАМ